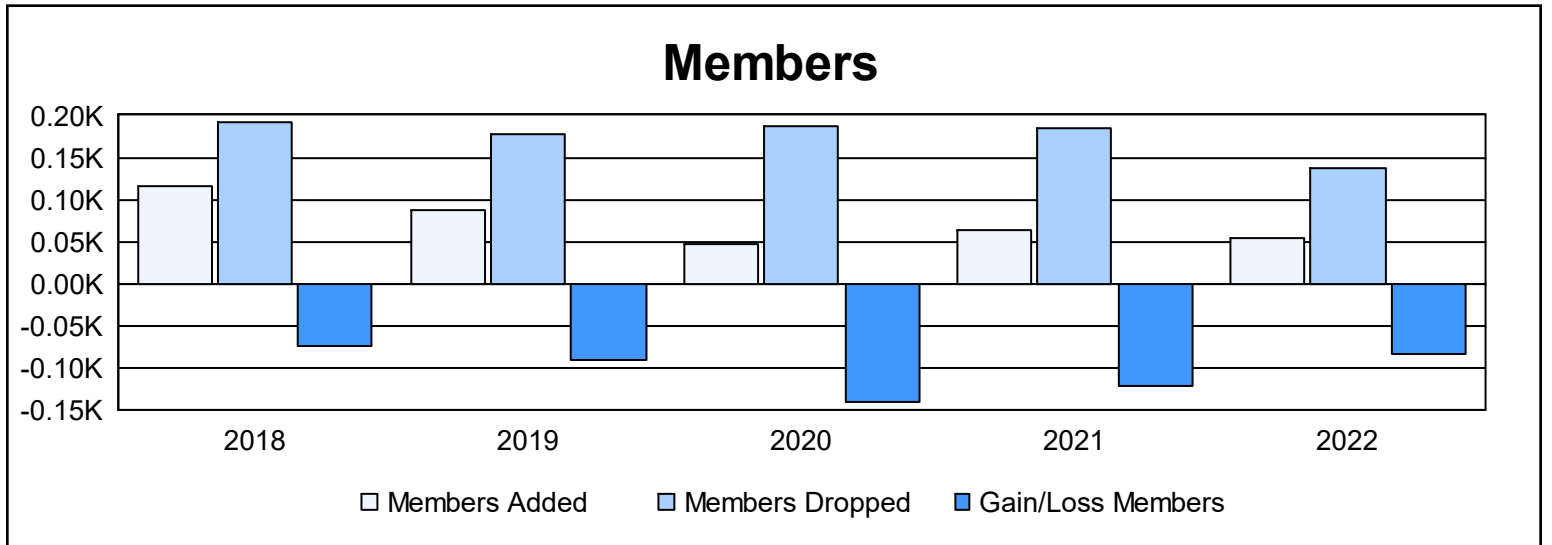
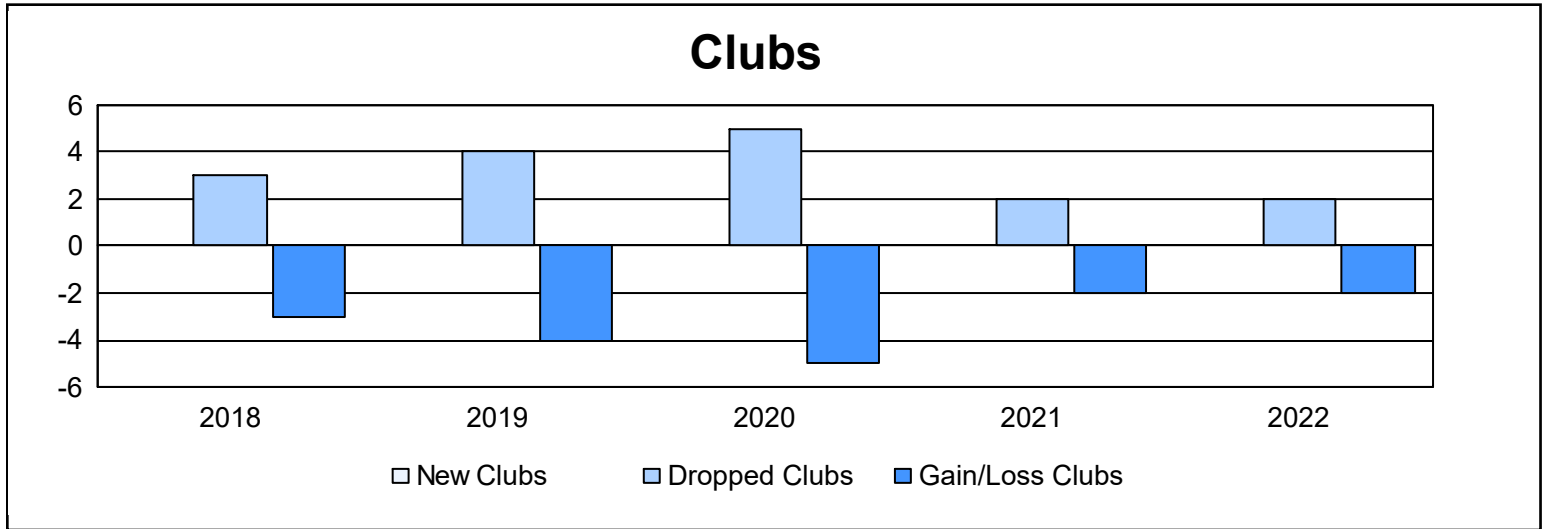
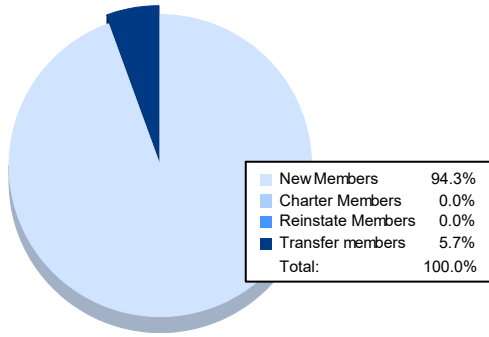


Year	New Clubs	Dropped Clubs	Gain/ Loss Clubs	New Members	Charter Members	Reinstate Members	Transfer Members	Total Member Added	Total Members Dropped	Gain/ Loss Members
2017-2018	0	3	-3	86	14	1	15	116	191	-75
2018-2019	0	4	-4	66	7	0	14	87	178	-91
2019-2020	0	5	-5	40	1	1	4	46	186	-140
2020-2021	0	2	-2	48	1	1	14	64	185	-121
2021-2022	0	2	-2	50	0	0	3	53	136	-83
<b>Average</b>	<b>0</b>	<b>3</b>	<b>-3</b>	<b>58</b>	<b>5</b>	<b>1</b>	<b>10</b>	<b>73</b>	<b>175</b>	<b>-102</b>



### Membership Composition June 2022 Cumulative



### Gender Composition June 2022 Cumulative

